




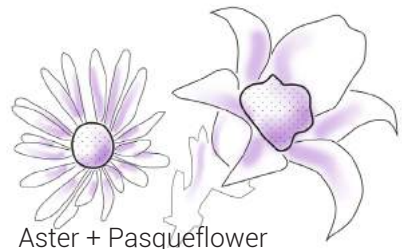
XO

The XO bee houses are a friendly resting place for solitary pollinator bees. Their purpose is to generate and broadcast mass public awareness of the paramount relationship between bees and society, by asserting themselves within urban and campus contexts. The X's and O's are scattered randomly across each chosen site – ultimately intended for dispersion throughout urban centres within parks, gardens, and rooftops.


Within these landscapes, the dwellings are linked by the golden thread of the pollinating bee. In the virtual realm and the realm of social media, the boldly recognizable symbols are intended to spread virally. The houses will act as informative tools by cross-pollinating and embedding themselves within Instagram, Facebook, and Twitter.

Incorporating these insect habitats into urban environments will raise awareness, bolster populations, and access the child within us all. It is the love and appreciation of bees that will serve as the keystone for the pollination revolution.

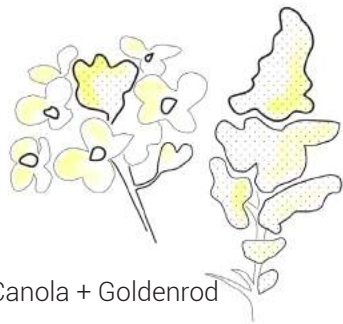




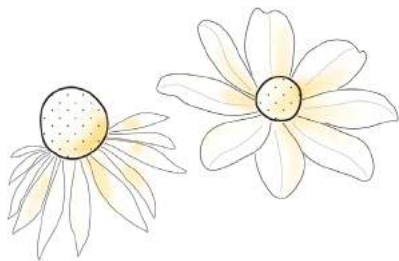
Aster + Pasqueflower



Hyssop + Aster



Canola + Goldenrod



Coneflower + Sunflower




TEXTURE & COLOUR

The pattern and colour of each house is a site-specific reflection of native crops and floral palettes. In Manitoba, this consists of a soft wheat engraving on the exterior of the dwelling, and a palette derived from regional wildflowers loved by bees. The individuality of each house varies based on the flora of the settlement.

Wheat Origin (primary agricultural export)



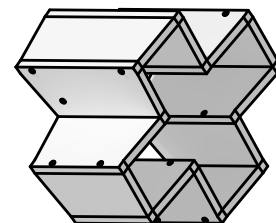
Abstracted Pattern



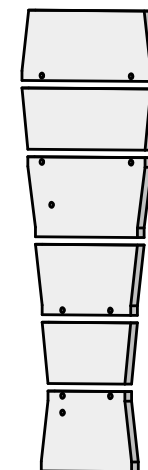
Broken Pattern



Dwelling Without Exterior Texture




Pieces Prior to Engraving



Pattern Translated onto Pieces



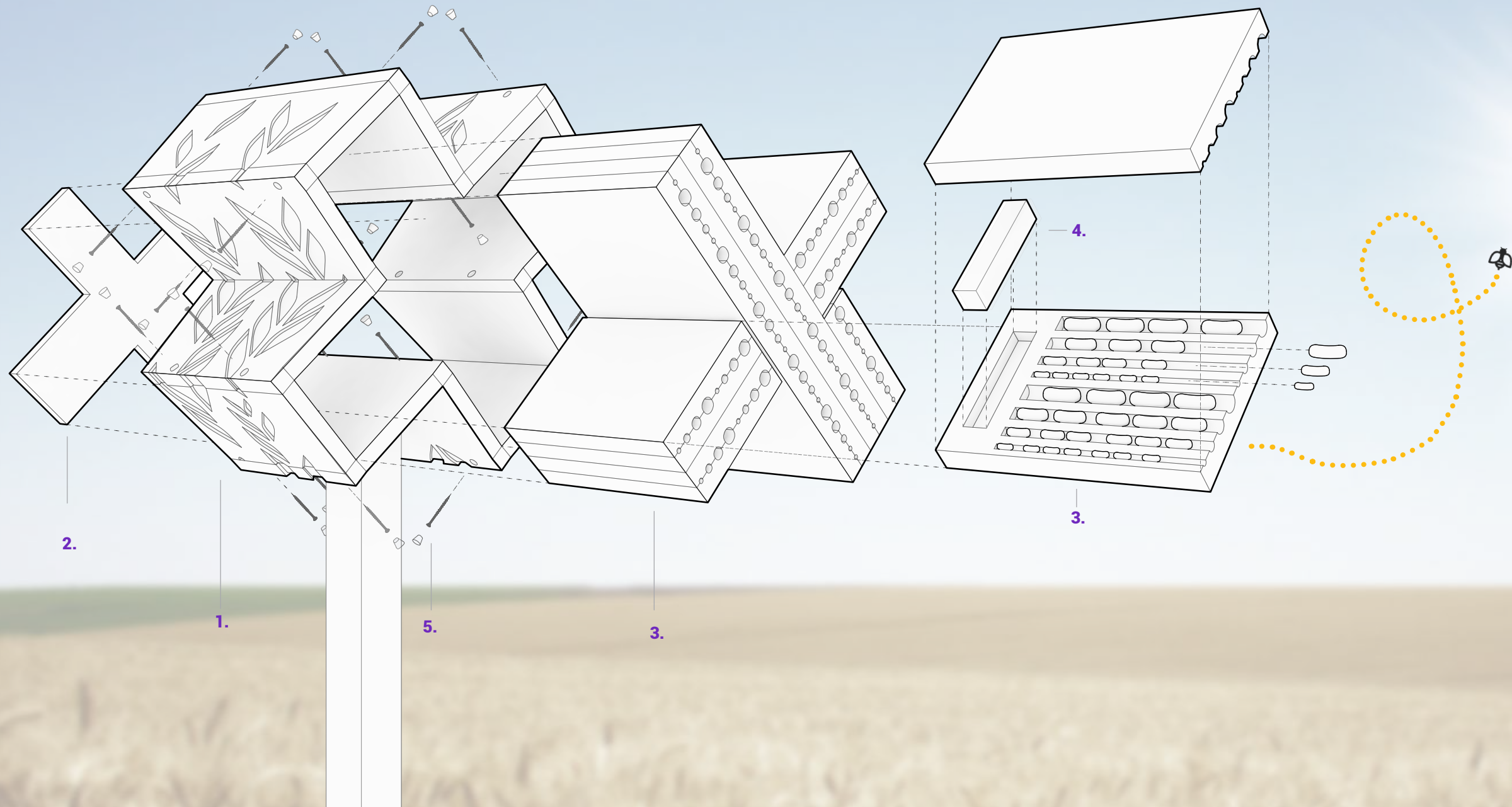
Dwelling after Patterning



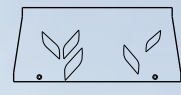




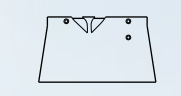






#XOBEEHOUSES

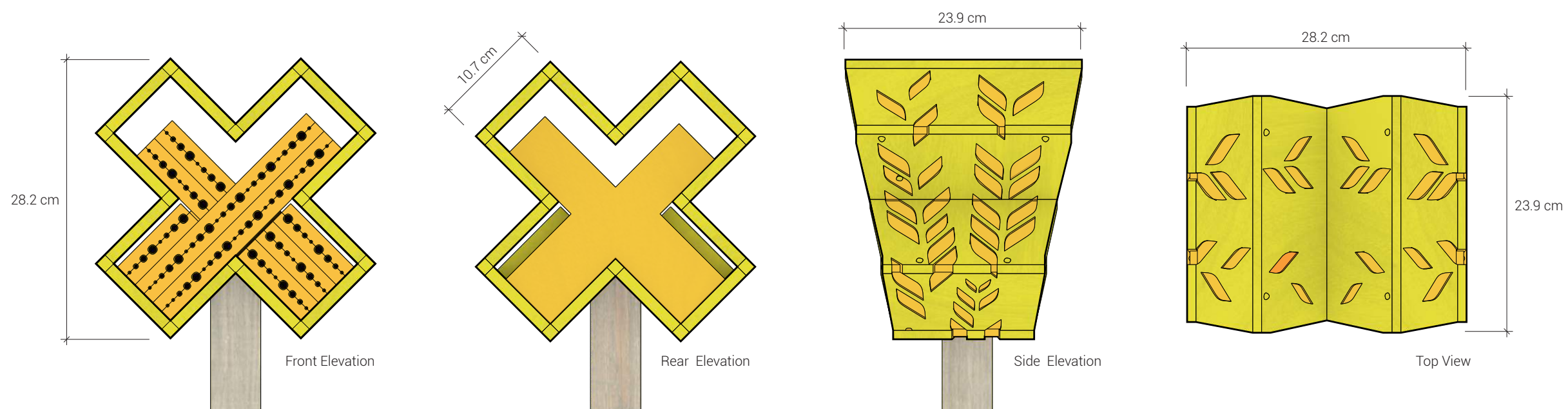


Q9LL9BDTV



Complete Material List
(for one unit)

- | | | | |
|-----------|--------------------|---|------|
| 1. | X Frame pieces |  | X 2 |
| | |  | X 2 |
| | |  | X 2 |
| | |  | X 2 |
| | |  | X 2 |
| | |  | X 2 |
| 2. | Rear Support Panel |  | X 1 |
| | | | |
| 3. | Habitation Pods |  | X 12 |
| | |  | X 4 |
| 4. | Pod Support Key |  | X 8 |
| 5. | 1.5" Screw |  | X 2 |
| | Paint |  | X 1 |



Sample CNC File
1/2" 4x8 sheet of plywood

